






ACTIVITY 7.2: Questioning Images

1. DESCRIBE THE SITUATION	
What does the image show? <i>(What is in the scene?)</i>	
How does it make you feel? <i>(Does the image elicit an emotion?)</i>	

2. IDENTIFY THE SOURCE	
Where did the image come from? <i>(What type of image is it? Do you know who created it? Who published it?)</i>	
What is the source's reputation? Is it reliable or unreliable? Briefly explain your decision. <i>(Research the source using Wikipedia and/or Google.)</i>	
Where did the image originate?  <i>(On social media? On a news site? In print? Using a reverse image search may help you find out.)</i>	
Was the original image modified? If yes, explain how. 	

3. INTERPRET THE MEANING	
<p>Is there any text with the image? If yes, how does it influence the overall meaning?</p>	
<p>What is the intended message? <i>(What do you think the person who created it wants you to think about the message?)</i></p>	
<p>Is the message accurate? Briefly explain your answer. <i>(Are there facts that can be checked?)</i></p>	
<p>How have others commented on the image? </p>	

4. ANALYZE THE PURPOSE	
<p>What is the purpose of the image?</p> <ul style="list-style-type: none"> • Intent to inform • Intent to harm or deceive • Intent to persuade • Intent to entertain • Other (explain) 	
<p>How might different audiences interpret the image? <i>(What might your grandmother think about it? Your friend? Someone from a different culture?)</i></p>	
<p>Why might people share the image? </p>	
<p>Would sharing the image on social media cause ethical concerns? Explain briefly. </p>	<ul style="list-style-type: none"> • Yes • No

CONCLUSION: Would you share this information? Briefly explain your decision.